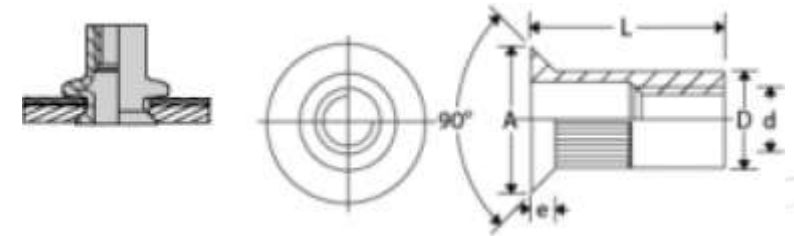







ÉCROU AVEUGLE
ACIER ZINGUÉ
TÊTE FRAISÉE



| TYPE D | L |  |  | D | A | E |  |
|-------------|------|--|---|-------|-------|------|---|
| | mm | mm | mm | mm | mm | mm | qté |
| M4 ACFC 30 | 11.5 | 1.5 - 3.5 | 6 | 5.90 | 8.50 | 1.50 | 500 |
| M5 ACFC 40 | 13.5 | 1.5 - 4.0 | 7 | 6.90 | 9.50 | 1.50 | 500 |
| M6 ACFC 45 | 16 | 1.5 - 4.5 | 9 | 8.90 | 11.50 | 1.50 | 250 |
| M8 ACFC 45 | 19 | 1.5 - 4.5 | 11 | 10.90 | 13.50 | 1.50 | 150 |
| M10 ACFC 45 | 21 | 1.5 - 4.5 | 13 | 12.90 | 15.50 | 1.50 | 100 |

* AUTRES DIMENSIONS NOUS CONTACTER contact@visserie-sabf.fr ou au [02.40.49.94.83](tel:02.40.49.94.83)