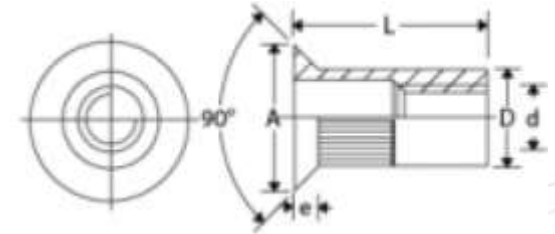







ÉCROU AVEUGLE
INOX A2
TÊTE FRAISÉE



TYPE D	L			D	A	E	
	mm	mm	mm	mm	mm	mm	qté
M4 INFC 35	11.5	1.5 - 3.5	6	5.90	8.50	1.50	500
M5 INFC 40	13.5	1.5 - 4.0	7	6.90	9.50	1.50	500
M6 INFC 45	16	1.5 - 4.5	9	8.90	11.50	1.50	250
M8 INFC 45	19	1.5 - 4.5	11	10.90	13.50	1.50	150
M10 INFC 45	21	1.5 - 4.5	13	12.90	15.50	1.50	100

* AUTRES DIMENSIONS NOUS CONTACTER contact@visserie-sabf.fr ou au [02.40.49.94.83](tel:02.40.49.94.83)